

CNC-Processing

Edges, Holes and Many More



EuropTec is equipped with modern CNC-equipment for the designing and shaping of technical glass. The machines enable us to realize special edge grinding and nearly every geometry. Contours like holes, sliders or finger holes can be realized in a very precise way.

Technical Data

Glass thicknesses:	0.5 – 60 mm
Max. size of glass:	3,210 x 1,650 mm
Tolerances:	min. 0.05 mm (depending on glass dimension and thickness)







Advantages

- highest precision
- avoids damaging of glass
- avoids injuries
- allows the feeling of haptic functional surface
- applicable to all types and thicknesses of glass
- attractive design

Typical Applications

- display cover glass
- building technology
- industrial control
- laboratory and measurement technology

Edges According to DIN EN572-2:

Edge	Description	
Cut edge (KG)	Unmachined straight edge, sharp-edged	
Seamed edge (KGS)	Cut edge with a small chamfer (one or both sides), reduced risk of injury	
Edge with facet (GK)	Angle from 20° to 70°, ground or ground and polished	
Ground edge (KGN)	Matted edge in different forms (flat edge, C-edge, J-edge)	
Water jet edge (KGNW)	Matted edge made by water jet	
Polished Edge (KPO)	Ground edge with glossy surface in different forms (flat edge, C-edge, J-edge)	

Drawing Format

For setting up the CNC-machines please provide your drawing in the formats dxf and dwg.

Do you have questions or do you need an advice concerning to very varied possible applications of technical glass?

Do not hesitate to contact us!

EuropTec GmbH
Display Glass Europe
 Alte Heerstraße 12-14
 D . 38644 Goslar

Tel. +49 (0)5321 359 - 0
 Fax +49 (0)5321 359 - 208
 info-goslar@europtec.com

